GSB系列微型断路器

GSB Series Miniature Circuit Breaker

安全 智能 环保

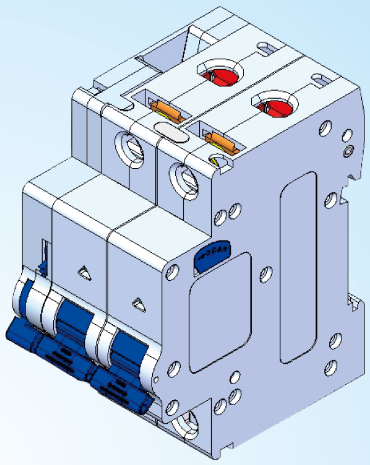

CE UL CCC TÜV CB RoHS

ISO9001 ISO14001 OHSAS18001

GSB1系列产品外观
GSB1 SERIES PRODUCT APPEARANCE

仰视图
upward view



- 接线板 wiring board
- 满足母排或者电缆接线 meet busbar or cable wiring
- 汇流排联接 busbar connection
- 接线端子 terminal blocks
- 隧道式接线端子 tunnel type terminal blocks
- 满足线缆和标准端子联接 meet cable and standard terminal connection
- 双稳态卡块机构 bistable state card block mechanism

右视图 right view

- 剩余电流动作附件安装孔 residual current action accessory mounting hole

正视图 front view

- 热塑外壳 thermoplastic shell
- 额定电流 rated current
- 整定电流值 current setting
- 分断能力 breaking capacity
- 额定电压 rated voltage
- 接线螺钉 terminal screw
- 接线图 wiring diagram
- 合分闸指示窗口 closing and opening indicator window
- 绿色表示触头断开位置 green shows contact off-position
- 红色表示触头合闸位置 red shows contact on-position
- 锁定槽 locking groove
- 操作手柄 operating handle
- 工厂标识 factory identification

左视图 left view



- 电气附件安装孔 electrical accessory mounting hole
- 长城电工标识 Great Wall Electrical identification
- 使用类别 utilization category
- 认证标识 certification identification
- 限流等级 current limiting level
- 基准温度 reference temperature
- 额定运行短路分断能力 rated service short-circuit breaking capacity
- 额定冲击耐受电压 rated impulse withstand voltage
- 符合标准 approval standard

注：产品外观图以GSB1-63M C2 DC为例
Note: Product appearance diagram to GSB1-63M C2 DC as an example

GSB2系列产品外观
GSB2 SERIES PRODUCT APPEARANCE

仰视图
upward view

- 接线板 wiring board
- 满足母排或者电缆接线 meet busbar or cable wiring
- 汇流排联接 busbar connection
- 接线端子 terminal blocks
- 隧道式接线端子 tunnel type terminal blocks
- 满足线缆和标准端子联接 meet cable and standard terminal connection
- 双稳态卡块机构 bistable state card block mechanism

右视图 right view

- 剩余电流动作附件安装孔 residual current action accessory mounting hole

正视图 front view

- 热塑外壳 thermoplastic shell
- 显示脱扣曲线和额定电流 display tripping curves and rated current
- 分断能力和限流等级 breaking capacity and current limiting level
- 额定电压 rated voltage
- 接线螺钉 terminal screw
- 接线图 wiring diagram
- 合分闸指示窗口 closing and opening indicator window
- 绿色表示触头断开位置 green shows contact off-position
- 红色表示触头合闸位置 red shows contact on-position
- 锁定槽 locking groove
- 操作手柄 operating handle
- 工厂标识 factory identification

左视图 left view

- 电气附件安装孔 electrical accessory mounting hole
- 认证标识 certification identification
- 符合标准 approval standard

注：产品外观图以GSB2-63L C25为例
Note: Product appearance diagram to GSB2-63L C25 as an example

- 产品在材料选用上均不含有毒或者有害物质，符合RoHS环保标准
  products are free from material selection of toxic or hazardous substances, comply with ROHS environmental standard
- 产品在生产加工过程中不产生任何有毒或者有害物质，符合RoHS环保标准
  products in the production process does not produce any toxic or hazardous substances, comply with ROHS environmental standard
- 产品及派生系列齐全，不同品种满足不同要求
  complete products and derive series, different varieties to meet the different requirements
- 产品的附件种类齐全，给客户提供更多选择方案
  complete product accessory, to provide customers more options
- 产品接线便捷，且具有多种接线方式
  convenient products wiring, and with various mode of connection
- 限流等级达到3级，给客户提供更安全的保护
  the current limiting level reaches 3, to provide customers with a more secure protection

产品型号 PRODUCT MODEL

GS B □ – 63 □ / □ □ □ □

- DC：直流微型断路器 DC miniature circuit breaker
  AC：交流微型断路器 AC miniature circuit breaker
- 额定电流 Rated current:
  1A、2A、4A、6A、10A、16A、 20A、25A、32A、40A、50A、63A
- 短路保护类型 Short circuit protection type:
  B 代表B型瞬时脱扣类型 B for type B instantaneous tripping type
  C 代表C型瞬时脱扣类型 C for type C instantaneous tripping type
  D 代表D型瞬时脱扣类型 D for type D instantaneous tripping type
- 极数 Number of poles：1P、2P、3P、4P
- 短路分断能力代号 Short circuit breaking capacity code：
  L ：4.5 kA
  M : 6 kA
  H ：10 kA
- 壳架等级额定电流：63代表壳架等级额定电流为63A
  Frame level rated current: 63 stands for shell frame level rated current for 63A
- 设计序号 Design serial number：
  1, 代表符合IEC 60947–2/GB14048.2标准的微型断路器
  Stands for accord with IEC 60947–2/GB14048.2 standard miniature circuit breaker
  2, 代表符合IEC 60898–1/GB10963.1标准的微型断路器
  Stands for accord with IEC 60898–1/GB10963.1 standard miniature circuit breaker
- B：代表微型断路器 B stands for miniature circuit breaker
- GS：企业代号，代表天水二一三电器有限公司
  GS: Enterprise code, stands for Tianshui 213 Electrical Apparatus Co., Ltd.

订货须知：客户订货时型号规格按照规定形式，如:GSB1–63H/3 C25 DC。
Order Information: when customer order specifications in accordance with the regulations form

产品系列 PRODUCT LINE

△ GSB1–63L/M/H/1/2/3/4P DC系列微型断路器
GSB1–63L/M/H/1/2/3/4P DC series miniature circuit breaker
△ GSB1–63L/M/H/1/2/3/4P AC系列微型断路器
GSB1–63L/M/H/1/2/3/4P AC series miniature circuit breaker
△ GSB2–63L/M/H/1/2/3/4P AC系列微型断路器
GSB2–63L/M/H/1/2/3/4P AC series miniature circuit breaker

GSB1–63L/M/H DC断路器技术参数
GSB1–63L/M/H DC CIRCUIT BREAKER TECHNICAL PARAMETERS

■ GSB1–63L/M/H DC 断路器
GSB1–63L/M/H DC circuit breaker

说明 description / 型号 model	GSB1–63L/M/H DC
功能 Function	△ 专用于直流系统 Dedicated to the DC system △ 短路保护 short circuit protection △ 过载保护 overload protection △ 控制 control △ 隔离 isolation
极数 poles	1P，2P，3P，4P
额定电流 Rated current	1 ~ 63A
额定电压 Rated voltage	GSB1–63L/M DC: 1P：125V/250V；2P：250V/500V；3P：500V/750V；4P：750V/1000V
	GSB1–63H DC: 1P：125V；2P：250V；3P：500V；4P：750V

分断能力 breaking capacity		GSB1-63L Icu=4.5kA GSB1-63M Icu=6kA GSB1-63H Icu=10kA
隔离功能 isolation function		有，切实分断指示，指示窗内绿色表示触头处于断开位置 have, effectively breaking instructions, indicaing window inside green shows that contact in off-position
符合标准 meet a criterion		IEC60947-2/GB14048.2
冲击耐受电压 impulse withstand voltage		6kV
限流等级 current limiting level		3
快速闭合 fast closing		保证负载的可靠工作，延长断路器的使用寿命 To ensure reliable operation of load, prolong service life of the circuit breaker
机械寿命 mechanical life		20000次
电气寿命 electrical life		10000次
环境 environment		使用环境温度use ambient temperature：-25℃至+70℃ 存储环境温度storage ambient temperature：-40℃至+85℃
抗湿热性 anti wet and heat resistance		2类（温度是55℃时，相对湿度95%） 2 class (temperature is 55 ℃, relative humidity 95%)
参考重量 reference weight	类型model	1P　2P　3P　4P
	重量weight（g）	120　240　360　480
抗震动性anti vibratility(IEC600682.6)		在x,y,z三个方向上为5g（g=9.81m/s）位移幅值±15mm在9～150Hz时 In x, y, z three directions for 5g displacement amplitude ± 15mm when 9 ~ 150Hz
抗冲击参数impact resistance parameters (IEC600682.27)		半个正弦波30g持续11ms Half sine wave 30g continues 11 ms
接线 wiring		△ 隧道式接线端子 tunnel type terminal blocks △ 线缆和标准端子接线 cable and standard terminal wiring 1～63A，适用于35mm²及以下导线 apply to following wire
安装 installation		△ 模块化结构，可方便的安装在DIN标准导轨上 modular structure, can be easily installed on DIN standard rail △ 双稳态卡块，安装更方便 bistable state card block, installation more convenient
螺钉 screw		螺钉 screw　额定扭矩(Nm) rated torque　极限扭矩(Nm) ultimate torque　国家标准扭矩(Nm) national standard torque
		M6　3　5.2　3
包装运输 packaging transportation		每盒12P包装，包装尺寸为（80mm×85mm×225mm） per box 12P packaging, packaging size（80mm×85mm×225mm）
动作特性 operating characteristics	单磁式 single magnetic type	瞬时脱扣范围instantaneous tripping scope: B型Type：5In±20%；C型Type：8In±20%；D型Type：12In±20%
	热磁式 thermomagnetic	延时脱扣范围 delay tripping range
		脱扣型式 trip type　试验电流 test current　起始状态 initial state　脱扣或者不脱扣时间极限 trip or not trip time limit　结果 result
		B,C,D　1.05In　冷态 cold state　t≤1h　不脱扣not trip
		B,C,D　1.30In　热态 thermal state　t<1h　脱扣trip
		瞬时脱扣范围Instantaneous tripping range: B型Type：5In±20%；C型Type：8In±20%；D型Type：12In±20%

脱扣曲线 tripping curves

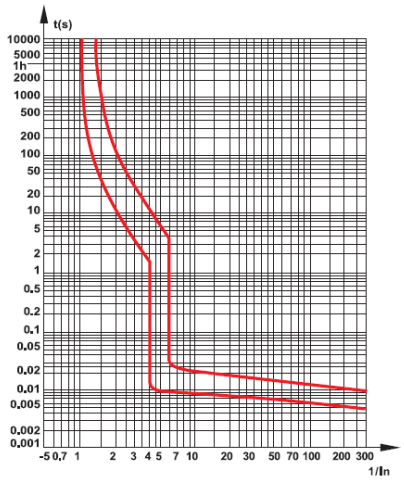

B型type

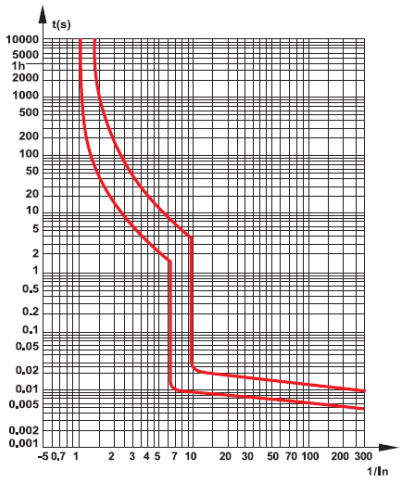

C型type

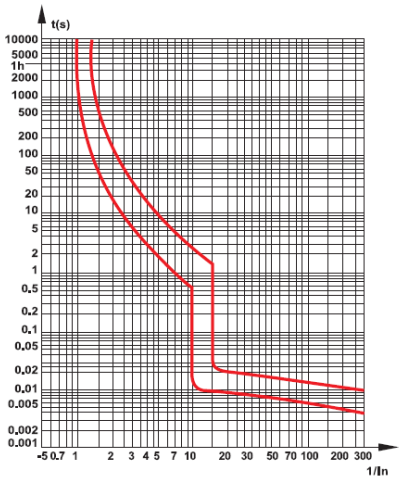

D型type

外形尺寸 overall dimension

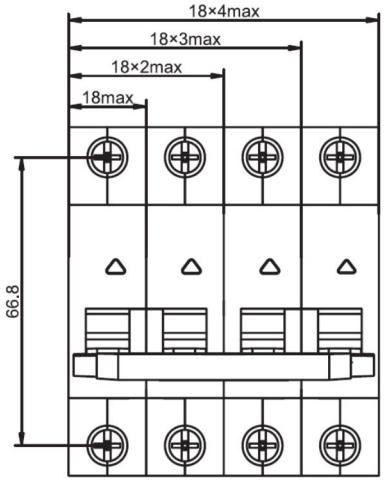

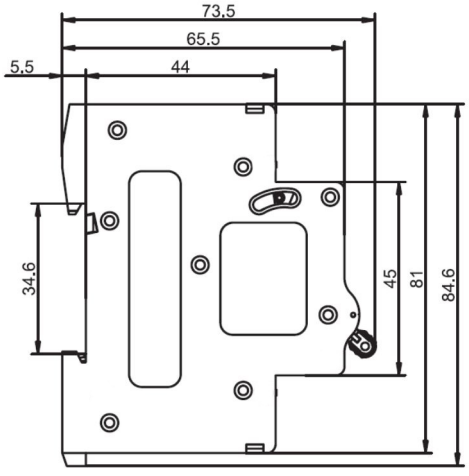

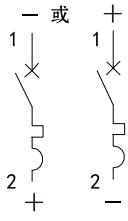

	额定电流（A） Rated Current	宽度（9mm的倍数） width(9mm in multiples)	分断能力 breaking capacity GSB1-63L DC	GSB1-63M DC	GSB1-63H DC
1P	1	2	4.5kA	6kA	10kA
	2	2	4.5kA	6kA	10kA
	4	2	4.5kA	6kA	10kA
	6	2	4.5kA	6kA	10kA
	10	2	4.5kA	6kA	10kA
	16	2	4.5kA	6kA	10kA
	20	2	4.5kA	6kA	10kA
	25	2	4.5kA	6kA	10kA
	32	2	4.5kA	6kA	10kA
	40	2	4.5kA	6kA	10kA
	50	2	4.5kA	6kA	10kA
	63	2	4.5kA	6kA	10kA
	1	4	4.5kA	6kA	10kA
	2	4	4.5kA	6kA	10kA
	4	4	4.5kA	6kA	10kA

2P 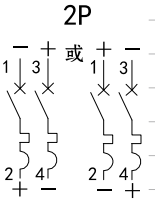	6	4	4.5kA	6kA	10kA
	10	4	4.5kA	6kA	10kA
	16	4	4.5kA	6kA	10kA
	20	4	4.5kA	6kA	10kA
	25	4	4.5kA	6kA	10kA
	32	4	4.5kA	6kA	10kA
	40	4	4.5kA	6kA	10kA
	50	4	4.5kA	6kA	10kA
	63	4	4.5kA	6kA	10kA
3P 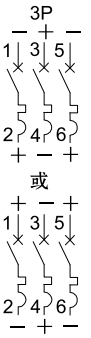	1	6	4.5kA	6kA	10kA
	2	6	4.5kA	6kA	10kA
	4	6	4.5kA	6kA	10kA
	6	6	4.5kA	6kA	10kA
	10	6	4.5kA	6kA	10kA
	16	6	4.5kA	6kA	10kA
	20	6	4.5kA	6kA	10kA
	25	6	4.5kA	6kA	10kA
	32	6	4.5kA	6kA	10kA
	40	6	4.5kA	6kA	10kA
	50	6	4.5kA	6kA	10kA
	63	6	4.5kA	6kA	10kA
4P 	1	8	4.5kA	6kA	10kA
	2	8	4.5kA	6kA	10kA
	4	8	4.5kA	6kA	10kA
	6	8	4.5kA	6kA	10kA
	10	8	4.5kA	6kA	10kA
	16	8	4.5kA	6kA	10kA
	20	8	4.5kA	6kA	10kA
	25	8	4.5kA	6kA	10kA
	32	8	4.5kA	6kA	10kA
	40	8	4.5kA	6kA	10kA
	50	8	4.5kA	6kA	10kA
	63	8	4.5kA	6kA	10kA

GSB1-63L/M/H/1/2/3/4 DC产品的连接示例
GSB1-63L/M/H/1/2/3/4 DC PRODUCT CONNECTION SAMPLE

■ 直流断路器接线时请注意极性 note polarity of the DC circuit breaker wiring

Ue（额定电压rated voltage）	GSB1-63L/M DC 1P单极single pole	GSB1-63H DC 1P单极single pole
Uemax UL+/L-	⎓125V/250V	⎓125V
Uemax UL/⏚	⎓125V/250V	⎓125V
	⎓125V/250V	⎓125V

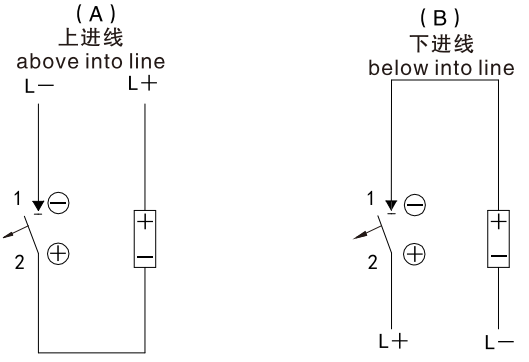

Ue（额定电压rated voltage）	GSB1-63L/M DC 2P2极poles	GSB1-63H DC 2P2极poles
Uemax UL+/L-	⎓250V/500V	⎓250V
Uemax UL/⏚	⎓250V/500V	⎓250V
	⎓250V/500V	⎓250V

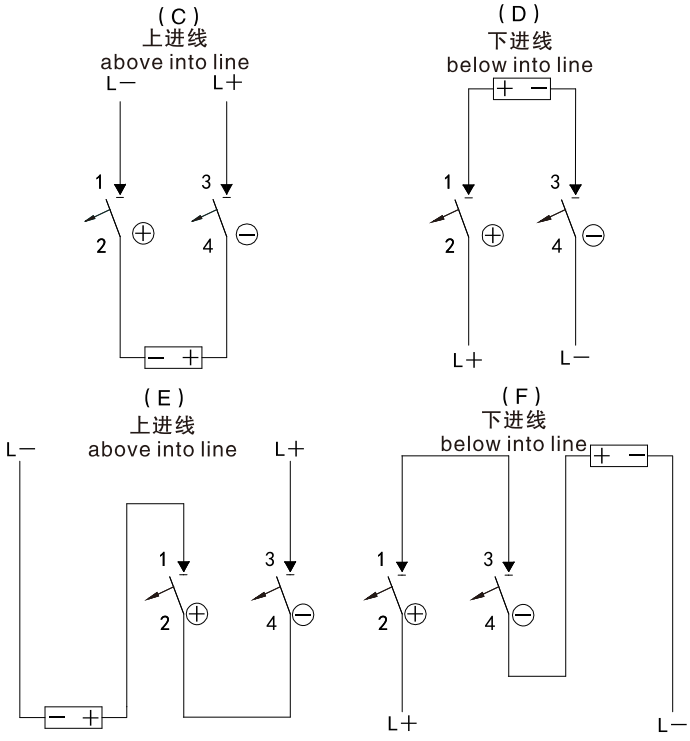

备注Note：（1）L+电源正极，L-电源负极 positive power supply, negative power supply
（2）⊕断路器正极，⊖断路器负极 ⊕circuit breaker positive pole, ⊖ circuit breaker negative pole
（3）直流电源通常“L-”接地，正负电源系统中性极“M”接地
DC power supply usually ground, positive and negative power system neutral is grounded
（4）⊣+ −⊢ 负载 load

■ 直流断路器接线时请注意极性 note polarity of the DC circuit breaker wiring

Ue（额定电压rated voltage）	GSB1-63L/M DC 2P2极poles	GSB1-63H DC 2P2极poles
Uemax UL+/L-	⎓250V/500V	⎓250V
Uemax UL/⏚	⎓250V/500V	⎓250V
	⎓250V/500V	⎓125V

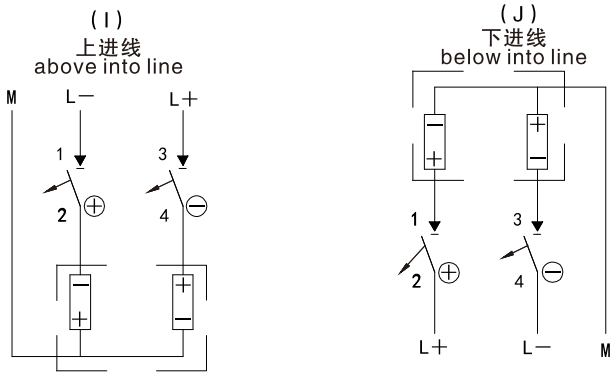

Ue（额定电压rated voltage）	GSB1-63L/M DC 3P3极poles	GSB1-63H DC 3P3极poles
Uemax UL+/L-	⎓500V/750V	⎓500V
Uemax UL/⏚	⎓500V/750V	⎓500V
	⎓500V/750V	⎓500V

（K）
上进线
above into line

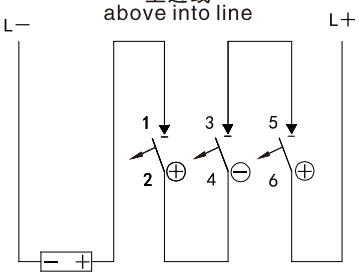

（L）
下进线
below into line

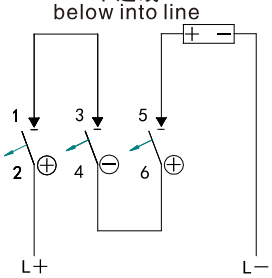

（M）
上进线
above into line

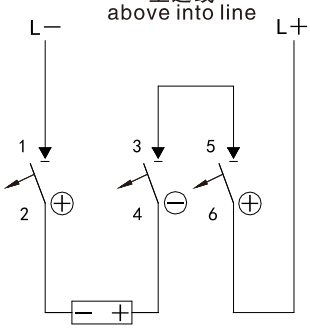

（N）
下进线
below into line

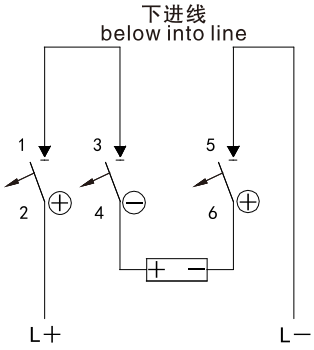

备注Note：（1）L+电源正极，L−电源负极 positive power supply, negative power supply
（2）⊕断路器正极， ⊖断路器负极 ⊕circuit breaker positive pole, ⊖ circuit breaker negative pole
（3）直流电源通常“L−”接地，正负电源系统中性极“M”接地
DC power supply usually ground, positive and negative power system neutral is grounded
（4） ⊟ 负载 load

■ 直流断路器接线时请注意极性 note polarity of the DC circuit breaker wiring

Ue（额定电压rated voltage）	GSB1-63L/M DC 4P4极poles	GSB1-63H DC 4P4极poles
Uemax UL+/L-	⎓750V/1000V	⎓750V
Uemax UL/⏚	⎓750V/1000V	⎓750V
	⎓750V/1000V	⎓750V

（O）
上进线
above into line

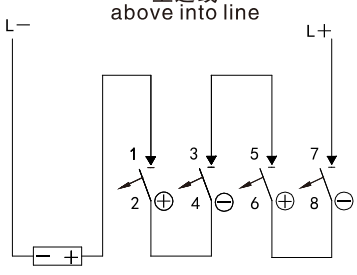

（P）
下进线
below into line

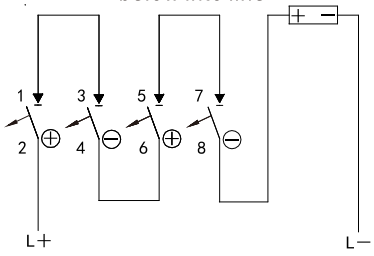

（Q）
上进线
above into line

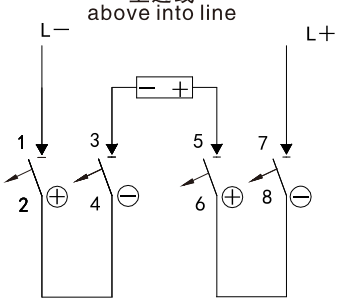

（R）
下进线
below into line

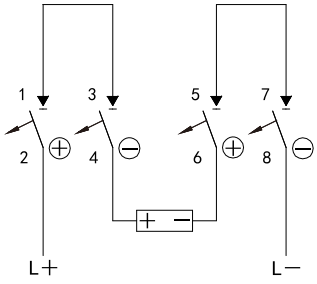

Ue（额定电压rated voltage）	GSB1-63L/M DC 4P4极poles	GSB1-63H DC 4P4极poles
Uemax UL+/L-	⎓750V/1000V	⎓750V
Uemax UL/⏚	⎓750V/1000V	⎓750V
	⎓375V/500V	⎓375V

（S）
上进线
above into line

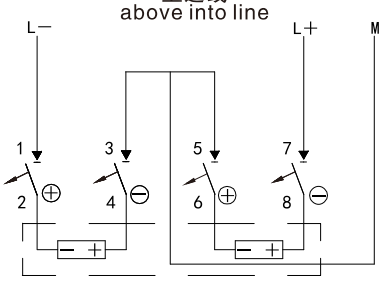

（T）
下进线
below into line

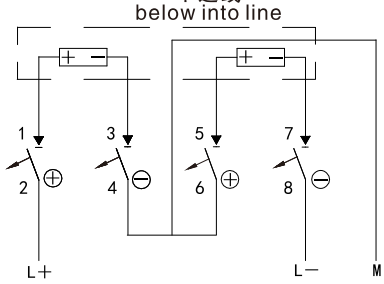

备注Note：（1）L+电源正极，L−电源负极 positive power supply, negative power supply
（2）⊕断路器正极，⊖断路器负极 ⊕circuit breaker positive pole, ⊖circuit breaker negative pole
（3）直流电源通常“L−”接地，正负电源系统中性极“M”接地
DC power supply usually ground, positive and negative power system neutral is grounded
（4）⊟ 负载 load

■ 直流断路器接线时请注意极性 note polarity of the DC circuit breaker wiring

Ue（额定电压rated voltage）	GSB1-63L/M DC 4P4极poles	GSB1-63H DC 4P4极poles
Uemax UL+/L-	⎓750V/1000V	⎓750V
Uemax UL/⏚	⎓750V/1000V	⎓750V
	⎓375V/500V	⎓375V

（U）
上进线
above into line

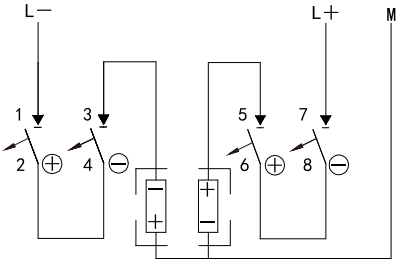

（V）
下进线
below into line

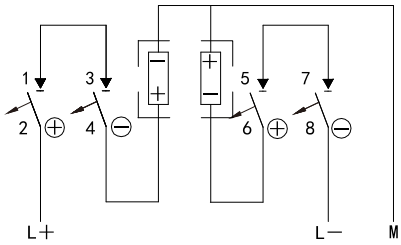

备注Note （1）L+电源正极，L−电源负极 positive power supply, negative power supply
（2）⊕断路器正极，⊖断路器负极 ⊕circuit breaker positive pole, ⊖circuit breaker negative pole
（3）直流电源通常“L−”接地，正负电源系统中性极“M”接地
DC power supply usually ground, positive and negative power system neutral is grounded
（4）⊟负载 load

GSB1-63L/M/H断路器技术参数
GSB1-63L/M/H CIRCUIT BREAKER TECHNICAL PARAMETERS

■ GSB1-63L/M/H 断路器 GSB1-63L/M/H circuit breaker

说明 description / 型号 model		GSB1-63L/M/H			
功能 function		△ 短路保护 short circuit protection △ 过载保护 overload protection △ 控制 control △ 隔离 isolation △ GSB1-63L/M/H 断路器适用于工业、民用建筑、能源及基础设施等领域低压终端配电 GSB1-63L/M/H circuit breaker is apply to industry, civil construction, energy and infrastructure and other fields of low voltage terminal distribution			
极数 poles		1P，2P，3P，4P			
额定电流 rated current		1～63A			
最大工作电压 maximum working voltage		440V			
分断能力 breaking capacity		△ GSB1-63L Icu=4.5KA (1P:AC220V/AC230V；2P/3P/4P:AC380V/400V/415V) △ GSB1-63M Icu=6KA (1P:AC220V/AC230V；2P/3P/4P:AC380V/400V/415V) △ GSB1-63H Icu=10KA (1P:AC220V/AC230V；2P/3P/4P:AC380V/400V/415V)			
隔离功能 isolation function		有，切实分断指示，指示窗内绿色表示触头处于断开位置 have, effectively breaking instructions, indicating window inside green shows that contact in off-position			
符合标准 meet a criterion		IEC60947-2/GB14048.2			
冲击耐受电压 impulse withstand voltage		6kV			
限流等级 current limiting level		3			
快速闭合 fast closing		保证负载的可靠工作，延长断路器的使用寿命 To ensure reliable operation of load, prolong service life of the circuit breaker			
机械寿命 mechanical life		20000次 times			
电气寿命 electrical life		10000次 times			
环境 environment		使用环境温度 use ambient temperature：-25℃至+70℃ 存储环境温度 storage ambient temperature：-40℃至+85℃			
抗湿热性 anti wet and heat resistance		2类（温度是55℃时，相对湿度95%）			
参考重量 reference weight	类型 model	1P	2P	3P	4P
	重量 weight（g）	120	240	360	480
抗震动性anti vibratility(IEC600682.6)		在x,y,z三个方向上为5g（g=9.81m/s）位移幅值±15mm在9～150Hz时 In x, y, z three directions for 5g displacement amplitude ± 15mm when 9～150Hz			
抗冲击参数impact resistance parameters (IEC600682.27)		半个正弦波30g持续11ms half sine wave 30g continues 11 ms			
接线 wiring		△ 隧道式接线端子 tunnel type terminal blocks △ 线缆和标准端子接线 cable and standard terminal wiring 1～63A，适用于35mm²及以下导线 Applicable to 35mm² and below the wire			
安装 installation		△ 模块化结构，可方便的安装在DIN标准导轨上 modular structure, can be easily installed on DIN standard rail △ 双稳态卡块，安装更方便 bistable state card block, installation more convenient			
螺钉 screw		螺钉 screw	额定扭矩(Nm) rated torque	极限扭矩(Nm) ultimate torque	国家标准扭矩(Nm) national standard torque
		M6	3	5.2	3
包装运输 packaging transportation		每盒12P包装，包装尺寸为（80mm×85mm×225mm） per box 12P packaging, packaging size（80mm×85mm×225mm）			

动作特性 operating characteristics	单磁式 single magnetic type	瞬时脱扣范围instantaneous tripping scope: B型 type：5In±20%；C型 type：8In±20%； D型 type：12In±20%				
	热磁式 thermomagnetic	延时脱扣范围 delay tripping range				
		脱扣型式 trip type	试验电流 test current	起始状态 initial state	脱扣或者不脱扣时间极限 trip or not trip time limit	结果 result
		B,C,D	1.05In	冷态 cold state	t≤1h	不脱扣 not trip
		B,C,D	1.30In	热态 thermal state	t<1h	脱扣 trip
		瞬时脱扣范围instantaneous tripping scope: B型type：5In±20%；C型type：8In±20%； D型type：12In±20%				

脱扣曲线 tripping curves

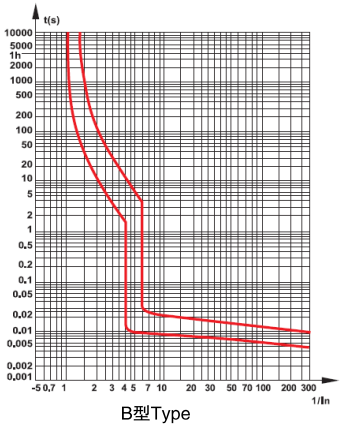

B型Type

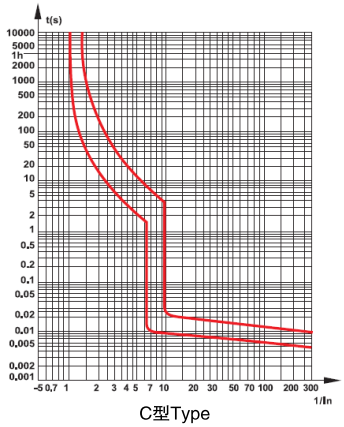

C型Type

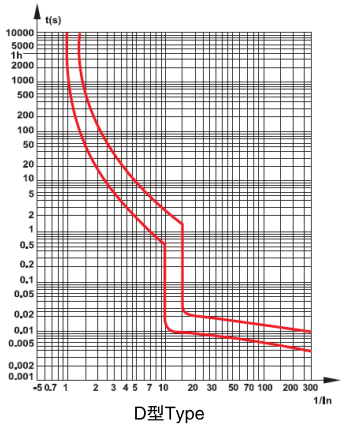

D型Type

外形尺寸 overall dimension

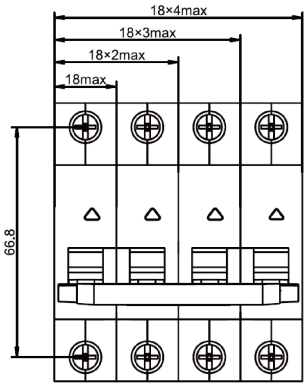

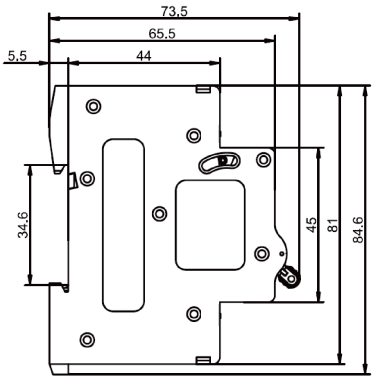

1P

额定电流（A） rated current	宽度（9mm的倍数） width(9mm in multiples)	分断能力 breaking capacity GSB1-63L	GSB1-63M	GSB1-63H
1	2	4.5kA	6kA	10kA
2	2	4.5kA	6kA	10kA
4	2	4.5kA	6kA	10kA
6	2	4.5kA	6kA	10kA
10	2	4.5kA	6kA	10kA
16	2	4.5kA	6kA	10kA
20	2	4.5kA	6kA	10kA
25	2	4.5kA	6kA	10kA
32	2	4.5kA	6kA	10kA
40	2	4.5kA	6kA	10kA
50	2	4.5kA	6kA	10kA
63	2	4.5kA	6kA	10kA

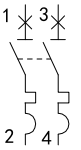

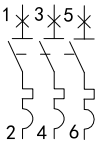

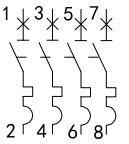

2P	1	4	4.5kA	6kA	10kA
	2	4	4.5kA	6kA	10kA
	4	4	4.5kA	6kA	10kA
	6	4	4.5kA	6kA	10kA
	10	4	4.5kA	6kA	10kA
	16	4	4.5kA	6kA	10kA
	20	4	4.5kA	6kA	10kA
	25	4	4.5kA	6kA	10kA
	32	4	4.5kA	6kA	10kA
	40	4	4.5kA	6kA	10kA
	50	4	4.5kA	6kA	10kA
	63	4	4.5kA	6kA	10kA
3P	1	6	4.5kA	6kA	10kA
	2	6	4.5kA	6kA	10kA
	4	6	4.5kA	6kA	10kA
	6	6	4.5kA	6kA	10kA
	10	6	4.5kA	6kA	10kA
	16	6	4.5kA	6kA	10kA
	20	6	4.5kA	6kA	10kA
	25	6	4.5kA	6kA	10kA
	32	6	4.5kA	6kA	10kA
	40	6	4.5kA	6kA	10kA
	50	6	4.5kA	6kA	10kA
	63	6	4.5kA	6kA	10kA
4P	1	8	4.5kA	6kA	10kA
	2	8	4.5kA	6kA	10kA
	4	8	4.5kA	6kA	10kA
	6	8	4.5kA	6kA	10kA
	10	8	4.5kA	6kA	10kA
	16	8	4.5kA	6kA	10kA
	20	8	4.5kA	6kA	10kA
	25	8	4.5kA	6kA	10kA
	32	8	4.5kA	6kA	10kA
	40	8	4.5kA	6kA	10kA
	50	8	4.5kA	6kA	10kA
	63	8	4.5kA	6kA	10kA

GSB2-63L/M/H断路器技术参数
GSB2-63L/M/H CIRCUIT BREAKER TECHNICAL PARAMETERS

■ GSB2-63L/M/H 断路器
GSB2-63L/M/H circuit breaker

说明 description / 型号 model	GSB2-63L/M/H
功能 function	△ 短路保护 short circuit protection △ 过载保护 overload protection △ 控制 control △ 隔离 isolation △ GSB2-63L/M/H 断路器适用于工业、民用建筑、能源及基础设施等领域低压终端配电 GSB2-63L/M/H circuit breaker is apply to industry, civil construction, energy and infrastructure and other fields of low voltage terminal distribution
极数 poles	1P，2P，3P，4P
额定电流 rated current	1～63A

最大工作电压 maximum working voltage		440V			
分断能力 breaking capacity		△ GSB2-63L Icn=4.5KA (1P:AC220V/AC230V；2P/3P/4P:AC380V/400V/415V) △ GSB2-63M Icn=6KA (1P:AC220V/AC230V；2P/3P/4P:AC380V/400V/415V) △ GSB2-63H Icn=10KA (1P:AC220V/AC230V；2P/3P/4P:AC380V/400V/415V)			
隔离功能 isolation function		有，切实分断指示，指示窗内绿色表示触头处于断开位置 have, effectively breaking instructions, indicating window inside green shows that contact in off-position			
符合标准 meet a criterion		IEC60898-1/GB10963.1			
冲击耐受电压 impulse withstand voltage		4kV			
限流等级 current limiting level		3			
快速闭合 fast closing		保证负载的可靠工作，延长断路器的使用寿命 To ensure reliable operation of load, prolong service life of the circuit breaker			
机械寿命 mechanical life		20000次 times			
电气寿命 electrical life		10000次 times			
环境 environment		使用环境温度 use ambient temperature：-25℃至+70℃ 存储环境温度 storage ambient temperature：-40℃至+85℃			
抗湿热性 anti wet and heat resistance		2类（温度是55℃时，相对湿度95%） 2 class (temperature is 55 ℃, relative humidity 95%)			
参考重量 reference weight	类型 model	1P	2P	3P	4P
	重量 weight（g）	120	240	360	480
抗震动性anti vibratility(IEC600682.6)		在x,y,z三个方向上为5g（g=9.81m/s）位移幅值±15mm在9～150Hz时 In x, y, z three directions for 5g displacement amplitude ± 15mm when 9 ~ 150Hz			
抗冲击参数impact resistance parameters (IEC600682.27)		半个正弦波30g持续11ms half sine wave 30g continues 11 ms			
接线 wiring		△ 隧道式接线端子 tunnel type terminal blocks △ 线缆和标准端子接线 cable and standard terminal wiring 1～63A，适用于35mm²及以下导线 Applicable to 35mm² and below the wire			
安装 installation		△ 模块化结构，可方便的安装在DIN标准导轨上 modular structure, can be easily installed on DIN standard rail △ 双稳态卡块，安装更方便 bistable state card block, installation more convenient			
螺钉 screw		螺钉 screw	额定扭矩(Nm) rated torque	极限扭矩(Nm) ultimate torque	国家标准扭矩(Nm) national standard torque
		M6	3	5.2	3
包装运输 packaging transportation		每盒12P包装，包装尺寸为（80mm×85mm×225mm） per box 12P packaging, packaging size（80mm×85mm×225mm）			
动作特性 operating characteristics	单磁式 single magnetic type	瞬时脱扣范围instantaneous tripping scope： B型 type：(3-5)In；C型 type：(5-10)In；D型 type：(10-14)In			
	热磁式 thermomagnetic	延时脱扣范围 delay tripping range			
		脱扣型式 trip type	试验电流 test current	起始状态 initial state	脱扣或者不脱扣时间极限 trip or not trip time limit	结果 result
		B,C,D	1.13In	冷态 cold state	t≤1h	不脱扣 not trip
		B,C,D	1.45In	热态 thermal state	t＜1h	脱扣 trip
		B,C,D	2.55In	冷态 cold state	1s＜t＜60s（In≤32A）	脱扣 trip
					1s＜t＜120s（In＞32A）	
		瞬时脱扣范围instantaneous tripping scope： B型type：(3-5)In；C型type：(5-10)In；D型type：(10-14)In				

脱扣曲线 tripping curves

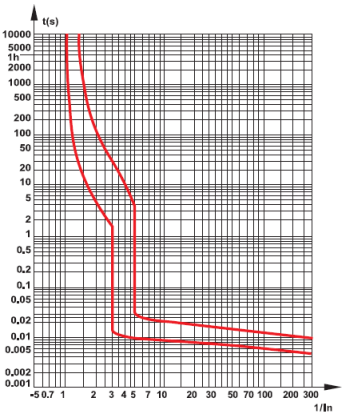

B型type

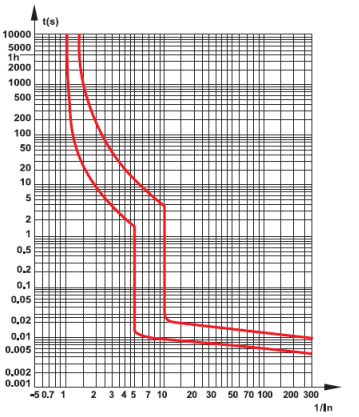

C型type

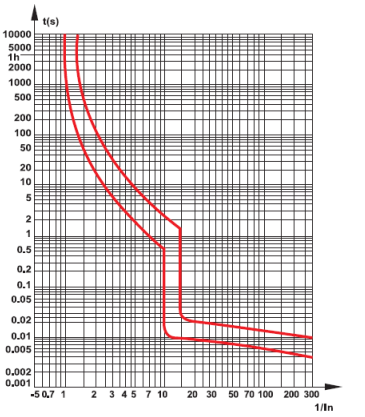

D型type

外形尺寸 overall dimension

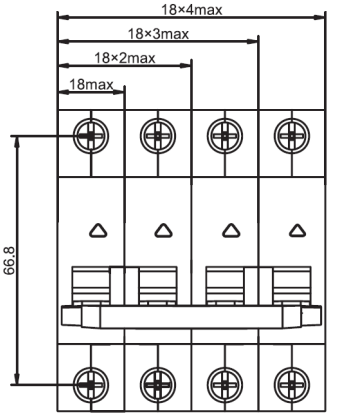

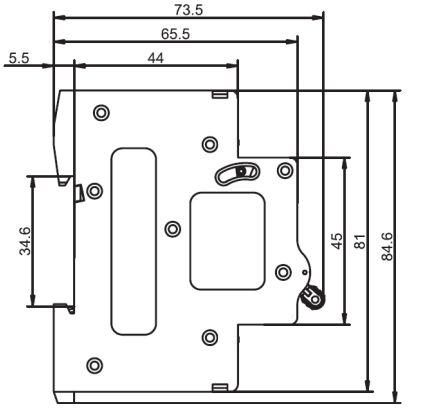

	额定电流（A） rated current	宽度（9mm的倍数） width(9mm in multiples)	分断能力 breaking capacity GSB2–63L	GSB2–63M	GSB2–63H
1P	1	2	4.5kA	6kA	10kA
	2	2	4.5kA	6kA	10kA
	4	2	4.5kA	6kA	10kA
	6	2	4.5kA	6kA	10kA
	10	2	4.5kA	6kA	10kA
	16	2	4.5kA	6kA	10kA
	20	2	4.5kA	6kA	10kA
	25	2	4.5kA	6kA	10kA
	32	2	4.5kA	6kA	10kA
	40	2	4.5kA	6kA	10kA
	50	2	4.5kA	6kA	10kA
	63	2	4.5kA	6kA	10kA
2P	1	4	4.5kA	6kA	10kA
	2	4	4.5kA	6kA	10kA
	4	4	4.5kA	6kA	10kA
	6	4	4.5kA	6kA	10kA
	10	4	4.5kA	6kA	10kA
	16	4	4.5kA	6kA	10kA
	20	4	4.5kA	6kA	10kA
	25	4	4.5kA	6kA	10kA
	32	4	4.5kA	6kA	10kA

	40	4	4.5kA	6kA	10kA
	50	4	4.5kA	6kA	10kA
	63	4	4.5kA	6kA	10kA
3P 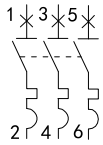	1	6	4.5kA	6kA	10kA
	2	6	4.5kA	6kA	10kA
	4	6	4.5kA	6kA	10kA
	6	6	4.5kA	6kA	10kA
	10	6	4.5kA	6kA	10kA
	16	6	4.5kA	6kA	10kA
	20	6	4.5kA	6kA	10kA
	25	6	4.5kA	6kA	10kA
	32	6	4.5kA	6kA	10kA
	40	6	4.5kA	6kA	10kA
	50	6	4.5kA	6kA	10kA
	63	6	4.5kA	6kA	10kA
4P 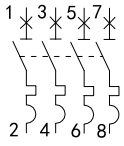	1	8	4.5kA	6kA	10kA
	2	8	4.5kA	6kA	10kA
	4	8	4.5kA	6kA	10kA
	6	8	4.5kA	6kA	10kA
	10	8	4.5kA	6kA	10kA
	16	8	4.5kA	6kA	10kA
	20	8	4.5kA	6kA	10kA
	25	8	4.5kA	6kA	10kA
	32	8	4.5kA	6kA	10kA
	40	8	4.5kA	6kA	10kA
	50	8	4.5kA	6kA	10kA
	63	8	4.5kA	6kA	10kA

GSB2-40N 系列产品外观
GSB2-40N SERIES PRODUCT APPEARANCE

仰视图
upward view



- 接线端子
  terminal blocks
- 隧道式接线端子
  tunnel type terminal blocks
- 满足线缆和标准端子联接
  meet cable and standard terminal connection
- 双稳态卡块机构
  bistable state card block mechanism

右视图 right view

- 剩余电流动作保护附件安装孔
  residual current action accessory mounting hole

正视图 front view

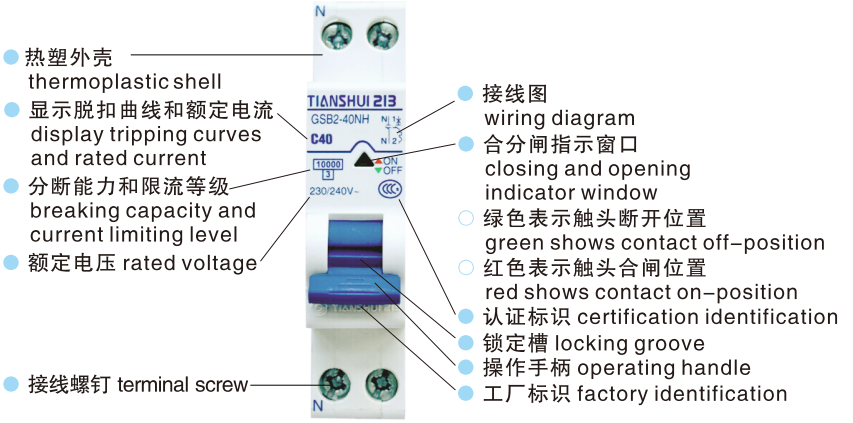

左视图 left view

注：产品外观图以GSB2-40NH/40为例
Note: Product appearance diagram to GSB2-40NH/40 as an example

- 产品在材料选用上均不含有毒或者有害物质，符合RoHS环保标准
  products are free from material selection of toxic or hazardous substances, comply with ROHS environmental standard
- 产品在生产加工过程中不产生任何有毒或者有害物质，符合RoHS环保标准
  products in the production process does not produce any toxic or hazardous substances, comply with ROHS environmental standard
- 产品及派生系列齐全，不同品种满足不同要求
  complete products and derive series, different varieties to meet the different requirements
- 产品的附件种类齐全，给客户提供更多选择方案
  complete product accessory, to provide customers more options
- 产品接线便捷，且具有多种接线方式
  convenient products wiring, and with various mode of connection
- 限流等级达到3级，给客户提供更安全的保护
  the current limiting level reaches 3, to provide customers with a more secure protection

产品型号 PRODUCT MODEL

GS B 2 – 40 N □ / □

- 额定电流（A）Rated current:
  6、10、16、 20、25、32、40
- 短路分断能力代号 Short circuit breaking capacity code：
  M ：6 kA
  H ：10 kA
- 代表带有中性极的微型断路器
  on behalf of the miniature circuit breaker with neutral pole
- 壳架等级额定电流：40代表壳架等级额定电流为40A
  Frame level rated current: 63 stands for shell frame level rated current for 63A
- 设计序号 design serial number：
  代表符合IEC 60898-1/GB10963.1标准的微型断路器
  Stands for accord with IEC 60898-1/GB10963.1 standard miniature circuit breaker
- 代表微型断路器 B stands for miniature circuit breaker
- Gs：企业代号，代表天水二一三电器有限公司
  GS: Enterprise code, stands for Tianshui 213 Electrical Apparatus Co., Ltd.

订货须知：客户订货时型号规格按照规定形式，如:GSB2-40NH/ 40。
Order Information: when customer order specifications in accordance with the regulations form

GSB2-40N M/H 断路器技术参数
GSB2-40N M/H CIRCUIT BREAKER TECHNICAL PARAMETERS

■ GSB2-40N M/H 断路器

GSB2-40N M/H circuit breaker

说明 description / 型号 model	GSB2-40NH/40			
功能 Function	△ 短路保护 short circuit protection △ 控制 control	△ 过载保护 overload protection △ 隔离 isolation		
极数 poles	1P+N			
额定电流 Rated current	6～40A			
额定电压 Rated voltage	230/240V~			
分断能力 breaking capacity	GSB2-40N M Icn=6kA GSB2-40N H Icn=10kA			
隔离功能 isolation function	有，切实分断指示，指示窗内绿色表示触头处于断开位置 have, effectively breaking instructions, indicaing window inside green shows that contact in off-position			
符合标准 meet a criterion	IEC60898_1/GB10963.1			
冲击耐受电压 impulse withstand voltage	4kV			
限流等级 current limiting level	3			
快速闭合 fast closing	保证负载的可靠工作，延长断路器的使用寿命 To ensure reliable operation of load, prolong service life of the circuit breaker			
机械寿命 mechanical life	20000次			
环境 environment	使用环境温度use ambient temperature：-25℃至+55℃ 存储环境温度storage ambient temperature：-30℃至+70℃			
抗湿热性 anti wet and heat resistance	2类（温度是55℃时，相对湿度95%） 2 class (temperature is 55 ℃, relative humidity 95%)			
参考重量（g）reference weight	115			
抗震动性anti vibratility(IEC600682.6)	在x,y,z三个方向上为5g（g=9.81m/s)位移幅值±15mm在9～150Hz时 In x, y, z three directions for 5g displacement amplitude ± 15mm when 9 ~ 150Hz			
抗冲击参数impact resistance parameters (IEC600682.27)	半个正弦波30g持续11ms Half sine wave 30g continues 11 ms			
接线 wiring	△ 隧道式接线端子 tunnel type terminal blocks △ 线缆和标准端子接线 cable and standard terminal wiring 适用于16mm²及以下导线 apply to following wire			
安装 installation	△ 模块化结构，可方便的安装在DIN标准导轨上 modular structure, can be easily installed on DIN standard rail △ 双稳态卡块，安装更方便 bistable state card block, installation more convenient			
螺钉 screw	螺钉 screw	额定扭矩(Nm) rated torque	极限扭矩(Nm) ultimate torque	国家标准扭矩(Nm) national standard torque
	M4	2.5	3	1.8
包装运输 packaging transportation	每盒6台包装，包装尺寸为（80mm×85mm×225mm） per box 12P packaging, packaging size（80mm×85mm×225mm）			

（续上表 on the table）

说明 description / 型号 model	GSB2-40NH/40				
动作特性 operating characteristics	瞬时脱扣范围instantaneous tripping scope C型Type：(5~10)In				
	延时脱扣范围 delay tripping range				
	脱扣型式 trip type	试验电流 test current	起始状态 initial state	脱扣或者不脱扣时间极限 trip or not trip time limit	结果 result
	C	1.13In	冷态 cold state	t≤1h	不脱扣not trip
	C	1.45In	热态 thermal state	t＜1h	脱扣trip
	C	2.55In	冷态 cold state	1s＜t＜60s（In≤32A）	脱扣trip
				1s＜t＜120s（In＞32A）	

■ 脱扣曲线 tripping curves

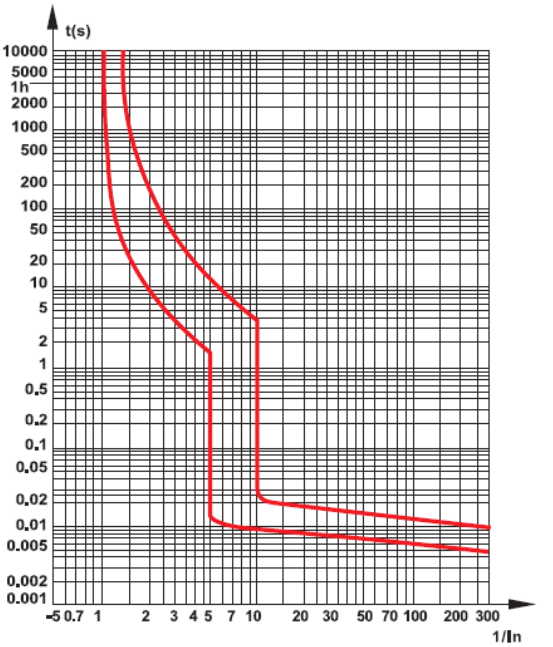

C型type

■ 外形尺寸 overall dimension

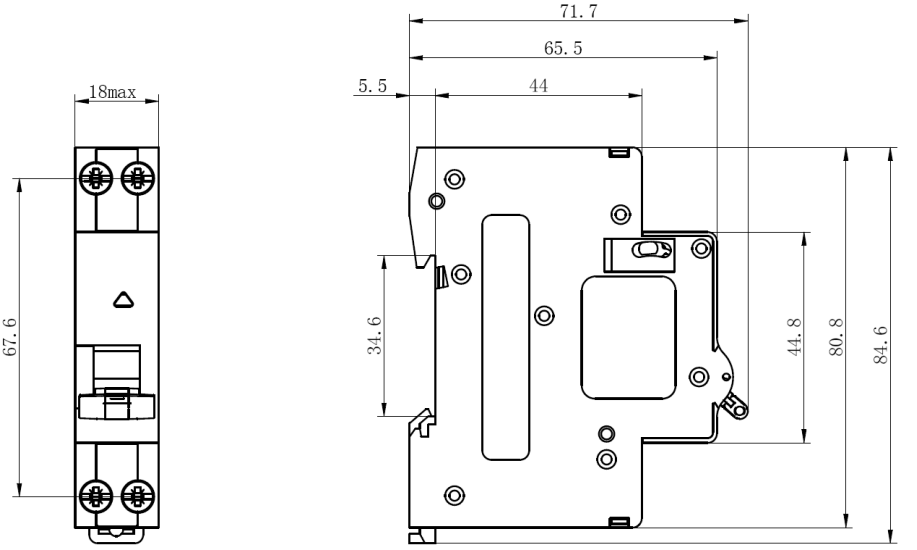

额定电流（A）Rated Current	宽度（9mm的倍数）width(9mm in multiples)	分断能力 breaking capacity GSB2–40N M	GSB2–40N H
6	2	6kA	10kA
10	2	6kA	10kA
16	2	6kA	10kA
20	2	6kA	10kA
25	2	6kA	10kA
32	2	6kA	10kA
40	2	6kA	10kA

电气附件 ELECTRIC ACCESSORY

■ 附件类型 accessory type

■ 功能 function

△ OF 状态指示附件
OF status indication accessory

指示断路器的分、合状态
indicate the circuit breaker opening and closing state

△ SD 报警附件
SD alarm accessory

断路器故障时发出信号
signal when the circuit breaker failure
前面板上有机械指示，可指示故障脱扣
mechanical indication on the front panel, indicate fault trip

△ MX 分励脱扣附件
MX shunt trip accessory



当得到信号后，触发与之拼装的断路器脱扣
when get the signal, trigger the circuit breaker tripping assembled with it

△ Vigi–63 剩余电流动作保护附件
Vigi–63 residual current operated protection accessory

对直接或间接接触提供人身保护
provide personal protection to direct or indirect contact
对电气设备的绝缘故障提供保护（电气火灾等）
provide protection for electrical equipment insulation fault (electrical fire, etc.)

△ BCB 梳状母排
BCB comb busbar



适用于多台断路器同相位进线端的连接
suitable for in-phase into terminal connection of many sets of circuit breakers
也可作为一种通用化的标准附件用于同相位终端电器件的连接
also can be used as a generalization of standard accessory used in in-phase terminal connection of electric parts

附件拼装图 ACCESSORY ASSEMBLY DIAGRAM

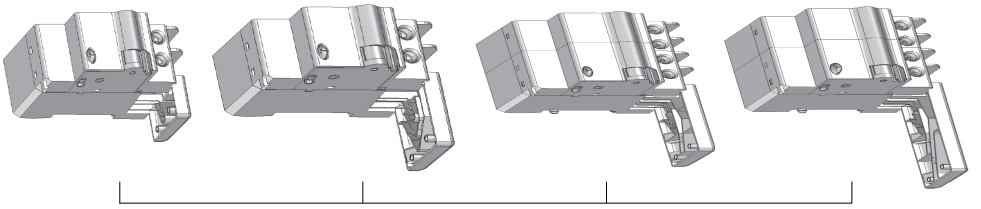

Vigi-63
电子式剩余电流动作保护附件
electronic residual current operated protection accessory

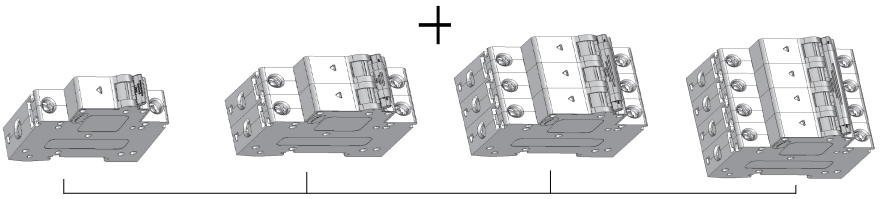

GSB系列微型断路器
GSB series miniature circuit breaker

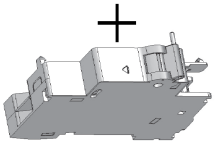

MX
分励脱扣附件
shunt trip accessory

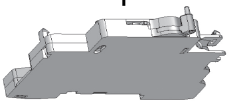

SD
报警指示接点
alarm indication contact

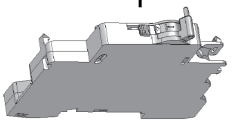

OF
状态指示接点
status indication contact

OF 状态指示附件 OF STATUS INDICATION ACCESSORY

■ 概述 summarize

OF状态指示附件有三个接线端子 OF status indication accessory with three terminals:

一共用端、一常开端、一常闭端 one common, one normally open , one normally closed

■ 辅助触点约定发热电流 auxiliary contact conventional thermal current

电压（V）（AC或者DC） voltage（V）（AC or DC）	约定发热电流（A） Conventional thermal current
415V AC	3
≤230V AC	6
130V DC	1
≤48V DC	2
≤24V DC	6

■ 接线能力 wiring capability

螺纹压片端子，可接1或2根最大截面为2.5mm^2 的导线

thread tablet terminal, can be accessed by one or two wire which maximum cross-section 2.5mm^2

■ 包装运输 packaging transportation

单只包装，包装尺寸single packing, packing size（80mm×90mm×21mm）

■ 符合标准 meet a criterion

GB14048.5 /IEC60947-5-1

■ 组合说明 note combination

(每台断路器最多可拼装3个指示附件OF或SD)

(each circuit breaker can be assembled up to three indication accessory OF or SD at most)

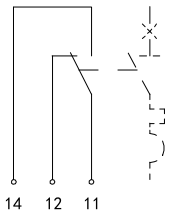

MCB+OF

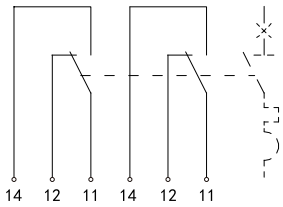

MCB+OF+OF

■ 外形尺寸 overall dimension

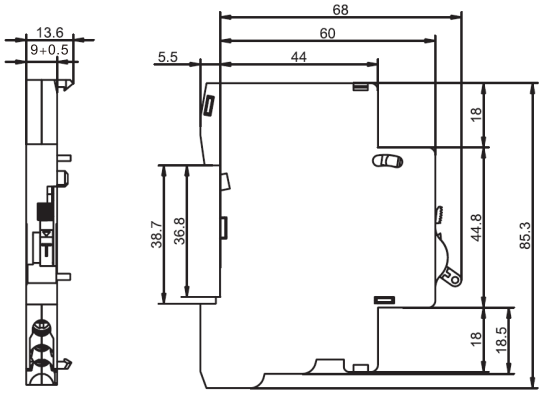

Sd报警附件 SD ALARM ACCESSORY

■ 概述 summarize

SD报警附件有三个接线端子：一共用端、一常开端、一常闭端

SD alarm accessory with three terminals: one common, one normally open , one normally closed

■ 辅助触点约定发热电流 auxiliary contact conventional thermal current

电压（V）（AC或者DC） voltage（V）（AC or DC）	约定发热电流（A） Conventional thermal current
415V AC	3
≤230V AC	6
130V DC	1
≤48V DC	2
≤24V DC	6

■ 接线能力 wiring capability

螺纹压片端子，可接1或2根最大截面为2.5mm^2 的导线

thread tablet terminal, can be accessed by one or two wire which maximum cross-section 2.5mm^2

■ 包装运输 packaging transportation

单只包装，包装尺寸single packing, packing size（80mm×90mm×21mm）

■ 符合标准 meet a criterion

GB14048.5 /IEC60947-5-1

■ 组合说明 note combination

(每台断路器最多可拼装3个指示附件OF或SD)

(each circuit breaker can be assembled up to three indication accessory BOF or BSD at most)

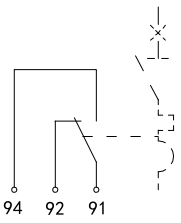

MCB+SD

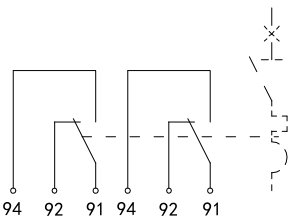

MCB+SD+SD

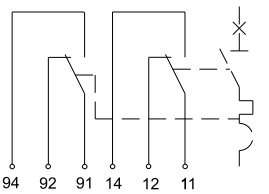

MCB+SD+OF



■ 外形尺寸 overall dimension

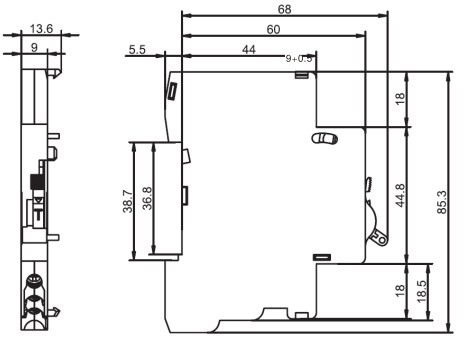

MX分励脱扣附件 MX SHUNT TRIP ACCESSORY

■ 概述 summarize

MX分励脱扣附件为有源接点，禁止作为干触点使用接入其他弱电模块

MX shunt trip accessory is active contact, prohibited use as dry contact to access other weak module

■ 辅助触点约定发热电流 auxiliary contact conventional thermal current

电压（V）（AC或者DC） voltage（V）（AC or DC）	吸合功率（W或VA） suck power
415V AC	450
230V AC	140
110V AC	35
110V DC	35
48V AC	36
48V DC	36
24V AC	135
24V DC	135
12V AC	30
12V DC	30

■ 接线能力 wiring capability

螺纹压片端子，可接1或2根最大截面为2.5mm² 的导线

thread tablet terminal, can be accessed by one or two wire which maximum cross-section 2.5mm²

■ 包装运输 packaging transportation

单只包装，包装尺寸 single packing, packing size（80mm×90mm×21mm）

■ 符合标准 meet a criterion

GB14048.5 /IEC60947-5-1

■ 组合说明 note combination

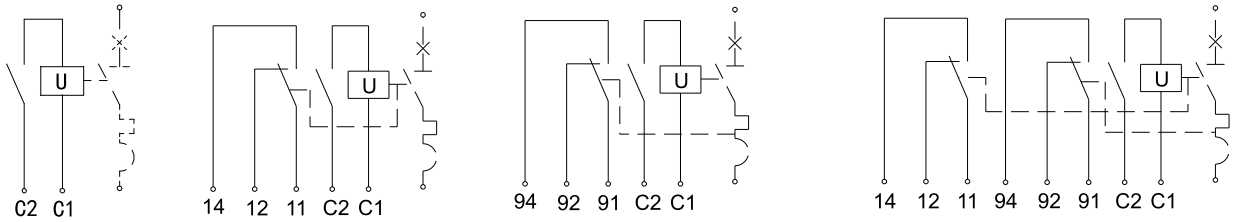

MCB+MX　　MCB+MX+OF　　MCB+MX+SD　　MCB+MX+OF+SD



外形尺寸 overall dimension

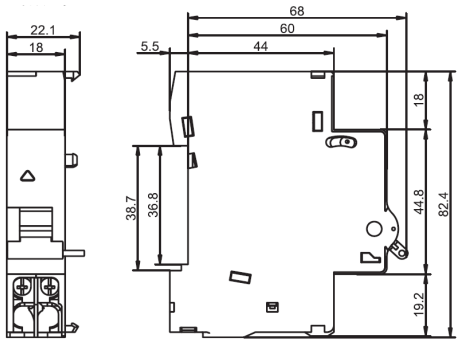

OF状态指示接点 status indication contact	宽度（9mm的倍数）width(9mm in multiple)
	1

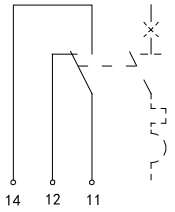

SD报警指示接点 alarm indication contact	宽度（9mm的倍数）width(9mm in multiple)
	1

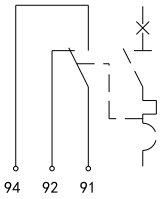

MX分励脱扣附件 MX shunt trip accessory	控制电压 control voltage （V AC）	控制电压 control voltage （V DC）	宽度（9mm的倍数） width(9mm in multiple)
	110 … 415	110 … 230	2
	48	48	2
	12/24	12/24	2

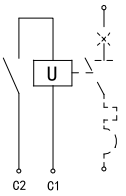

VIGI-63 剩余电流动作保护附件
VIGI-63 ELECTRONIC RESIDUAL CURRENT OPERATED PROTECTION ACCESSORY

■ Vigi-63 电子式剩余电流动作保护附件技术参数
Vigi-63 electronic residual current operated protection accessory technical parameters

说明 description / 型号 model	Vigi-63			
额定电压 rated voltage	230/400V AC			
额定电流 rated current	In≤63A			
额定剩余动作电流 rated residual operated current	30mA，100mA，300mA，100mAⓢ，300mAⓢ △ 30mA，100mA，300mA表示瞬动型 30mA，100mA，300mA shows transient dynamic type △ 100mAⓢ，300mAⓢ表示延时型 100mA ，300mA shows delay type			
脱扣指示 trip indicator	Vigi附件操作手柄上有红色剩余动作电流脱扣指示 there is red residual soerated current trip indication on Vigi accessory operating handle			
手动控制 manual control	手柄允许两种复位模式 the handle allows two reset modes △ 断路器和剩余电流动作装置同时复位； the circuit breaker and residual current operated device reset at the same time △ 断路器和剩余电流动作装置分别复位，剩余电流动作附件先复位，断路器后复位。 the circuit breaker and residual current operated device reset separately, the residual current operated accessory reset firstly, then the circuit breaker reset.			
接线方式 mode of connection	剩余电流动作附件可接25mm² 多股软线或35mm² 单股硬线 residual current operated accessory can be accessed for 25mm²multiple soft wires or 35mm² single hard wire			
接线螺钉 binding screw	螺钉 screw	额定扭矩(Nm) rated torque	极限扭矩(Nm) ultimate torque	国家标准扭矩(Nm) national standard torque
	M6	3	5.2	3
符合标准 meet a criterion	GB16917/IEC61009-1			
AC类剩余电流动作保护附件 AC class residual current operated protection accessory	对突然施加或缓慢上升的剩余正弦交流电流能确保脱扣 to suddenly inflict or slow rising residual sinusoidal AC can ensure trip			
组合说明 note combination	 GSB2-63H/4+Vigi-63/4 30mA 延时型为例 take GSB2-63H/4+Vigi-63/4 30mA for example			
防止暂态过电压（闪电、电网操作等）引起的误动作 Prevent transient overvoltage (lightning, power grid operation, etc.) caused by misoperation				

■ 外形尺寸 overall dimension

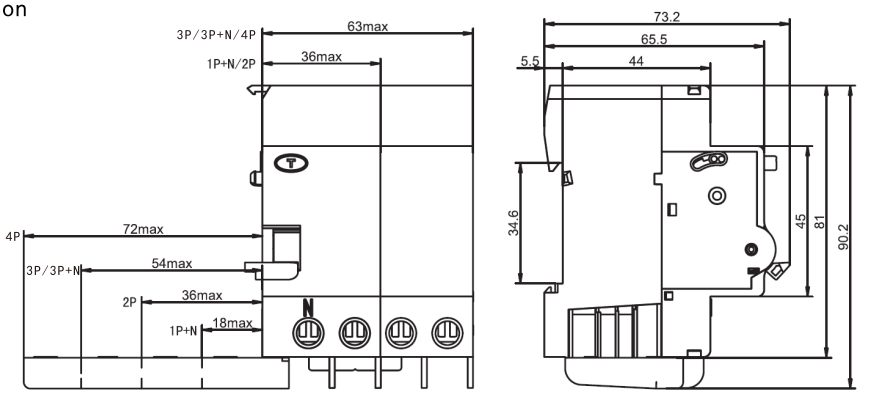

	类型 type	额定电流(A) rated current	额定电压(V) rated voltage	额定剩余动作电流(mA) rated residual operated current	宽度(9mm的倍数) width(9mm in multiples)
	1P+N 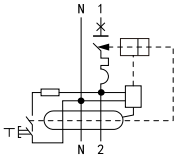	63	230	30	4
	2P 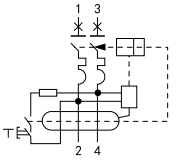	63	230	30	4
		63	230	100	4
		63	230	100S	4
		63	230	300	4
		63	230	300S	4
	3P 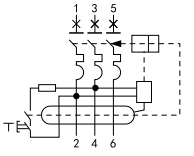	63	400	30	7
		63	400	100	7
		63	400	100S	7
		63	400	300	7
		63	400	300S	7
	3P+N 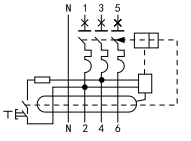	63	400	30	7
		63	400	100	7
		63	400	100S	7
		63	400	300	7
		63	400	300S	7
	4P 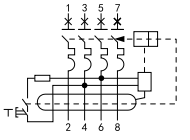	63	400	30	7
		63	400	100	7
		63	400	100S	7
		63	400	300	7
		63	400	300S	7

VIGI-40N 剩余电流动作保护附件
VIGI-40N ELECTRONIC RESIDUAL CURRENT OPERATED PROTECTION ACCESSORY

■ VIGI-40N电子式剩余电流动作保护附件技术参数
VIGI-40N electronic residual current operated protection accessory technical parameters

说明 description / 型号 model	Vigi-40N			
额定电压 rated voltage	230V AC			
额定电流 rated current	In≤40A			
额定剩余动作电流 rated residual operated current	30mA 瞬动型 30mA transient dynamic type			
脱扣指示 trip indicator	Vigi附件操作手柄上有红色剩余动作电流脱扣指示 there is red residual operated current trip indication on Vigi accessory operating handle			
手动控制 manual control	手柄允许两种复位模式 the handle allows two reset modes △ 断路器和剩余电流动作装置同时复位； the circuit breaker and residual current operated device reset at the same time △ 断路器和剩余电流动作装置分别复位，剩余电流动作附件先复位，断路器后复位。 the circuit breaker and residual current operated device reset separately, the residual current operated accessory reset firstly, then the circuit breaker reset.			
接线方式 mode of connection	剩余电流动作附件可接25mm² 多股软线或35mm² 单股硬线 residual current operated accessory can be accessed for 25mm² multiple soft wires or 35mm² single hard wire			
接线螺钉 binding screw	螺钉 screw	额定扭矩(Nm) rated torque	极限扭矩(Nm) ultimate torque	国家标准扭矩(Nm) national standard torque
	M4	2.5	3	1.8
符合标准 meet a criterion	GB16917.22/IEC61009-22			
A 类剩余电流动作保护附件 A class residual current operated protection accessory	对突然施加或缓慢上升的剩余正弦交流电流能确保脱扣 to suddenly inflict or slow rising residual sinusoidal AC can ensure trip			
组合说明 note combination	 以GSB2-40NH/40+Vigi-40N 为例 take GSB2-40NH/40+Vigi-40N for example			

■ 外形尺寸 overall dimension

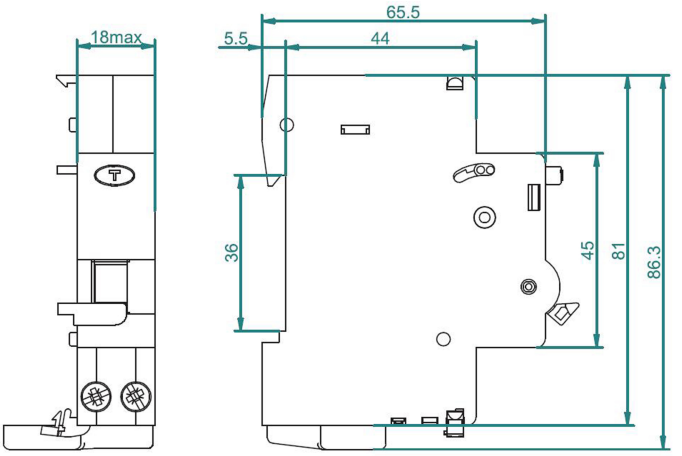

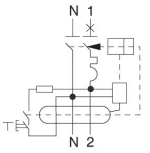

类型 type	额定电流(A) rated current	额定电压(V) rated voltage	额定剩余动作电流(mA) rated residual operated current	宽度(9mm的倍数) width(9mm in multiples)
	63	230	30	4

BCB-63梳状母排 BCB-63 COMB BUSBAR

■ 概述 summarize

BCB-63梳状母排由梳状铜排及绝缘护套组成，配有端盖等附件，主要用于各断路器之间进线的联接，以简化用户接线，能快速实现进线电源分配到各进线断路器上，而且使用汇流排后，配电箱将变得整齐，占用空间也将更小。

BCB-63 comb busbar is constituted by comb copper bar and insulating sheath, with end cap and other accessories, mainly used for into line connection between various circuit breakers, to simplify user wiring, can quickly realize the into line power-supply distribute to each into line circuit breakers, and after use the busbar, distribution box will become neat, space will be smaller.

不使用梳状母排时的接线（以2×6为例）
do not use the comb busbar wiring (take2×6for example)



使用梳状母排时的接线（以2×6为例）
use the comb busbar wiring (take 2×6 for example)



BCB - 63 P × T

- T：每根汇流排的齿数，也就是汇流排用来连接断路器的位数，常规汇流排可提供6-24位，也可根据客户需求特殊定做，最多至60位。
  the number of teeth of each busar, also is the number of bits which used to connect circuit breaker, conventional busbar can provide 6-24 bits, and also can be customized according to customer’s special needs, up to 60 bits at most.
- P：1、2、3、4，按产品极数分为:一极、二极、三极、四极
  according to the product number of poles are divided into: single pole, dipolar, triple pole and quadrupole
- 63：代表额定电流为 63A
  stand for rated current for 63A
- BCB：代表GSB系列断路器配套汇流排
  stand for GSB range circuit breaker matched busbar

■ 订货须知 ordering information

订货时需注明汇流排的型号规格及数量

need to specify model specification and quantity of the busbar when ordering

如：BCB-63 2×16 2条,即需要2条2P的GSB-63L/M/H断路器用汇流排，汇流排齿数为16位。

for example: BCB-63 2×16 2 pieces, that is to say need 2 pieces GSB – 63 l/M/H circuit breaker busbar, the number of teeth of the busar is 16 bits

■ 技术参数 technical parameters

额定绝缘电压 rated insulation voltage	500V
额定电流 rated current	适用至63A apply to 63A
约定发热电流 agreed heating current	100A
冲击耐受电压 impulse withstand voltage	6kV
短时耐受电流 short-time withstand current	25kA/0.5s
工频耐压 power frequency withstand voltage	2500V AC/50Hz

■ 外形尺寸 overall dimension

梳状铜排，对应的齿数(T)，即为梳状铜排用来连接断路器的极数

copper busbar, corresponding number of teeth (T), namely for comb copper used to connect circuit breaker pole

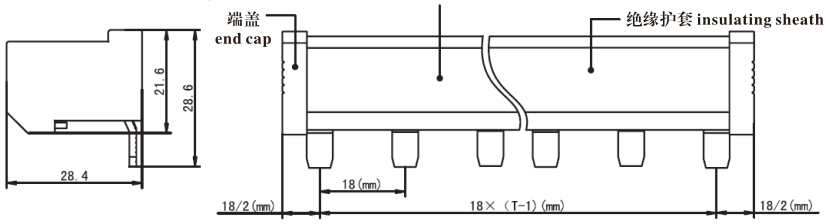

温度修正系数表
TEMPERATURE CORRECTION COEFFICIENT TABLE

■ 断路器最大允许电流与断路器的环境温度有关。

circuit breaker maximum allowable current related to ambient temperature of circuit breaker

■ 环境温度是指断路器安装的配电箱或开关柜中的温度，各种断路器的参考温度见表格中的彩色行。

the ambient temperature is refers to temperature of the circuit breaker installed distribution box or switch cabinet, all kinds of circuit breaker reference temperature see color line of the form.

△ GSB1-63L/M/H, GSB1-63L/M/H DC

温度（℃）Temperature / 额定电流In(A) rated current	20	25	30	35	40	45	50	55	60	65	70
1	1.10	1.08	1.05	1.03	1.00	0.97	0.95	0.92	0.89	0.86	0.83
2	2.20	2.15	2.10	2.05	2.00	1.95	1.89	1.83	1.77	1.71	1.65
4	4.49	4.37	4.25	4.13	4.00	3.87	3.73	3.59	3.44	3.29	3.13
6	6.67	6.51	6.34	6.17	6.00	5.82	5.64	5.44	5.25	5.04	4.83
10	11.34	11.02	10.69	10.35	10.00	9.64	9.26	8.86	8.45	8.02	7.56
16	17.82	17.39	16.94	16.47	16.00	15.51	15.01	14.48	13.94	13.38	12.79
20	22.20	21.67	21.13	20.57	20.00	19.41	18.80	18.17	17.52	16.84	16.14
25	27.82	27.14	26.45	25.73	25.00	24.24	23.46	22.66	21.82	20.95	20.04
32	35.41	34.59	33.75	32.89	32.00	31.09	30.15	29.18	28.18	27.14	26.05
40	44.51	43.42	42.31	41.17	40.00	38.79	37.54	36.25	34.91	33.52	32.07
50	55.45	54.14	52.80	51.42	50.00	48.54	47.04	45.49	43.88	42.21	40.47
63	71.00	69.09	67.12	65.09	63.00	60.83	58.59	56.25	53.82	51.27	48.58

△ GSB1-63L/M/H, GSB1-63L/M/H DC

额定电流In(A) rated current \ 温度（℃）Temperature	-30	-25	-20	-15	-10	-5	0	5	10	15	40
1	1.32	1.30	1.28	1.26	1.24	1.22	1.19	1.17	1.15	1.13	1.00
2	2.64	2.60	2.56	2.52	2.48	2.43	2.39	2.34	2.30	2.25	2.00
4	5.53	5.43	5.34	5.24	5.14	5.03	4.93	4.82	4.72	4.60	4.00
6	8.10	7.97	7.84	7.70	7.56	7.42	7.28	7.13	6.98	6.83	6.00
10	14.14	13.89	13.63	13.36	13.09	12.82	12.54	12.25	11.95	11.65	10.00
16	21.72	21.37	21.00	20.63	20.25	19.87	19.48	19.08	18.67	18.25	16.00
20	26.94	26.50	26.06	25.61	25.15	24.68	24.21	23.72	23.23	22.72	20.00
25	33.85	33.30	32.73	32.16	31.58	30.98	30.37	29.76	29.12	28.48	25.00
32	42.77	42.09	41.40	40.70	39.99	39.27	38.53	37.77	37.00	36.22	32.00
40	54.16	53.27	52.37	51.46	50.52	49.57	48.60	47.61	46.60	45.57	40.00
50	67.17	66.09	64.99	63.88	62.74	61.59	60.41	59.21	57.98	56.73	50.00
63	87.88	86.34	84.78	83.18	81.55	79.89	78.19	76.46	74.69	72.87	63.00

△ GSB2-63L/M/H

额定电流In(A) rated current \ 温度（℃）Temperature	20	25	30	35	40	45	50	55	60	65	70
1	1.05	1.02	1.00	0.98	0.95	0.92	0.90	0.87	0.84	0.81	0.78
2	2.08	2.04	2.00	1.96	1.92	1.88	1.84	1.80	1.74	1.65	1.59
4	4.22	4.11	4.00	3.89	3.77	3.65	3.52	3.39	3.26	3.12	2.97
6	6.29	6.15	6.00	5.85	5.69	5.53	5.37	5.20	5.02	4.84	4.65
10	10.69	10.35	10.00	9.64	9.26	8.86	8.45	8.02	7.56	7.07	6.55
16	16.82	16.42	16.00	15.57	15.13	14.68	14.22	13.73	13.23	12.72	12.17
20	20.98	20.49	20.00	19.49	18.97	18.44	17.89	17.32	16.73	16.12	15.49
25	26.24	25.63	25.00	24.35	23.69	23.01	22.30	21.58	20.82	20.04	19.23
32	33.56	32.79	32.00	31.19	30.36	29.50	28.62	27.71	26.77	25.80	24.79
40	42.01	41.02	40.00	38.96	37.88	36.78	35.64	34.46	33.24	31.98	30.66
50	52.59	51.31	50.00	48.65	47.27	45.84	44.36	42.84	41.26	39.61	37.90
63	66.56	64.81	63.00	61.14	59.22	57.24	55.19	55.19	50.84	48.52	46.08

△ GSB2-63L/M/H

额定电流In(A) rated current \ 温度（℃）Temperature	-30	-25	-20	-15	-10	-5	0	5	10	15	30
1	1.26	1.24	1.22	1.20	1.18	1.16	1.14	1.11	1.09	1.07	1.00
2	2.49	2.45	2.42	2.38	2.34	2.30	2.26	2.22	2.18	2.13	2.00
4	5.18	5.09	5.00	4.91	4.82	4.72	4.63	4.53	4.43	4.32	4.00
6	7.59	7.47	7.35	7.22	7.10	6.97	6.84	6.71	6.57	6.43	6.00
10	13.63	13.36	13.09	12.82	12.54	12.25	11.95	11.65	11.34	11.02	10.00
16	20.44	20.10	19.77	19.42	19.07	18.72	18.35	17.89	17.60	17.22	16.00
20	25.30	24.90	24.49	27.08	23.66	23.24	22.80	22.36	21.91	21.45	20.00
25	31.74	31.24	30.72	30.20	29.67	29.12	28.57	28.01	27.43	26.85	25.00
32	40.48	39.84	39.19	38.53	37.86	37.18	36.49	35.78	35.05	34.32	32.00
40	50.89	50.07	49.24	48.40	47.54	46.66	45.77	44.86	43.93	42.98	40.00
50	64.00	62.95	61.89	60.80	59.70	58.57	57.43	56.26	55.06	53.84	50.00
63	82.09	80.67	79.22	77.75	76.26	74.73	73.17	71.57	69.94	68.27	63.00

■ 应用举例 application example

△ 根据环境温度和安装方式，下表说明如何确定GSB2-63系列的工作电流
according to the ambient temperature and installation, the table below shows how to determine the GSB2-63 range of operating current

△ 已知工作电流在环境温度为30℃时不超过20A
the known operating current at an ambient temperature of 30℃ does not exceed 20A

△ 选择断路器使其温度在该环境下可承载20A的工作电流
select the circuit breaker so that the temperature in this environment can load 20A operating current

允许超过的工作电流 allow exceeding operating current

安装条件 installation condition	单个GSB2-63产品 single GSB2-63 product		同一盘柜中有多台GSB2-63产品 （使用下表给出的降容系数进行计算） the same cabinet have many sets of GSB2-63 products (use drop capacity coefficient calculation in the table below)	
温度（℃） temperature	30	40	30	40
GSB2-63H 额定电流（A） GSB2-63H rated current	实际工作电流（A） actual operating current	实际工作电流（A） actual operating current	实际工作电流（A） actual operating current	实际工作电流（A） actual operating current
20	20	18.97	20×0.8=16	19×0.8=15.2
25	25	23.69	25×0.8=20	23.7×0.8=18.96
32	32	30.36	32×0.8=25.6	30×0.8=24

高海拔修正参数表
HIGH ALTITUDE CORRECTION PARAMETER LIST

■ 海拔超过2000m的使用环境，断路器的电气性能可参照下表进行修正：
elevation more than 2000m operating environment, electrical performance of circuit breaker can correction refer to the following table:

海拔高度(m) altitude	2000	3000	4000
介电强度(V) dielectric strength	2500	2200	1950
最大工作电压(V) maximum operating voltage	440	440	440
额定电流 rated current	In	0.96In	0.93In